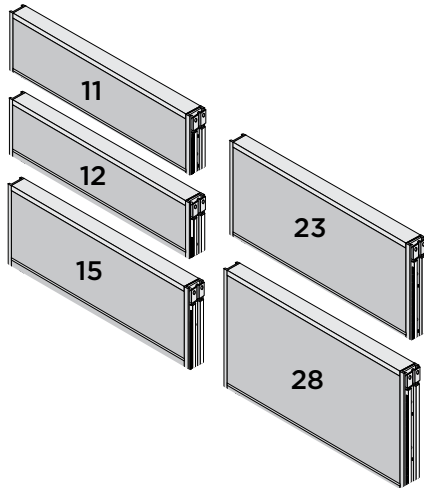


Compatico CMW PolyStax
Assembled Parts

ASSEMBLED FABRIC COVERED HARD SURFACE - Both Sides - Fabric Grade 1



Assembled CMW PolyStax it includes: (1) Fabric covered stacker (hard surface inner construction); (2) Pre-assembled slotted standards on both sides with plastic end cap covers; (4) Stacking mounting screws; (1) Painted steel reveal channel. Note: Specify fabric, finish, and product number with dimensions. If needed, order separately, any top caps, top cap channel and mounting screws, and pork chop connectors.

To assemble – Step 1: Remove top cap and top cap channel from existing panel, Step 2: Place channel reveal on top of existing panel (no screws required), Step 3: Place new PolyStax stacker on top of reveal and screw in (4) screws through PolyStax T-bone mounting bracket into existing panel porkchop bracket. Note for 2-way and 3-way connections (only three mounting screws are used), Step 4: Reattach top cap channel and top cap from existing panel on top of PolyStax. If multiple stackers, repeat Steps 2 to 4.

To maintain OEM standard heights –
 New panel height desired:

- 53" = 41" existing panel + 11" stacker
- 65" = 53" existing panel + 12" stacker
- 65" = 41" existing panel + 23" stacker
- 65" = 41" existing panel + 11" stacker + 12" stacker
- 80" = 53" existing panel + 28" stacker
- 80" = 65" existing panel + 15" stacker
- 80" = 41" existing panel + 11" stacker + 28" stacker
- 80" = 41" existing panel + 15" stacker + 23" stacker
- 80" = 53" existing panel + 12" stacker + 15" stacker

Floor-To-Ceiling Applications – CMW PolyStax enables customers to create full floor-to-ceiling applications. Consult Compatico Project Management (800-336-1772) for assistance in specifying.

Hanging Components – Hanging components may be used on PolyStax panels. Confirm with Compatico if more than one worksurface and one overhead are to be hung per panel.

For unassembled PolyStax kits – Please contact Compatico Customer Service for part numbers and appropriate pricing.

11.125" Stacker		
Part Number	Dimensions	List Price
SFA009.24	11.125"H x 22.4"W	\$135.00
SFA009.30	11.125"H x 28.4"W	\$145.00
SFA009.36	11.125"H x 34.4"W	\$175.00
SFA009.42	11.125"H x 40.4"W	\$185.00
SFA009.48	11.125"H x 46.4"W	\$195.00
SFA009.60	11.125"H x 58.4"W	\$205.00

12.312" Stacker		
Part Number	Dimensions	List Price
SFA010.24	12.312"H x 22.4"W	\$140.00
SFA010.30	12.312"H x 28.4"W	\$150.00
SFA010.36	12.312"H x 34.4"W	\$180.00
SFA010.42	12.312"H x 40.4"W	\$190.00
SFA010.48	12.312"H x 46.4"W	\$200.00
SFA010.60	12.312"H x 58.4"W	\$210.00

15.812" Stacker		
Part Number	Dimensions	List Price
SFA013.24	15.812"H x 22.4"W	\$165.00
SFA013.30	15.812"H x 28.4"W	\$175.00
SFA013.36	15.812"H x 34.4"W	\$185.00
SFA013.42	15.812"H x 40.4"W	\$195.00
SFA013.48	15.812"H x 46.4"W	\$205.00
SFA013.60	15.812"H x 58.4"W	\$215.00

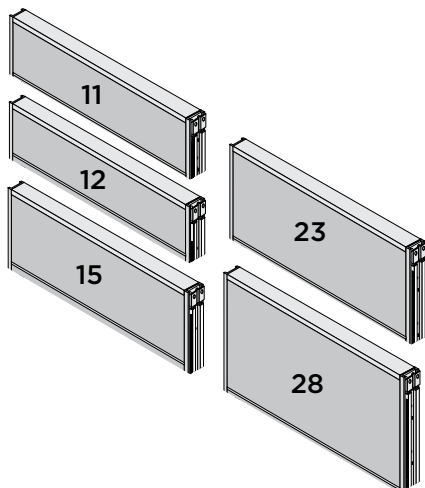
23.437" Stacker		
Part Number	Dimensions	List Price
SFA019.24	23.437"H x 22.4"W	\$170.00
SFA019.30	23.437"H x 28.4"W	\$180.00
SFA019.36	23.437"H x 34.4"W	\$190.00
SFA019.42	23.437"H x 40.4"W	\$200.00
SFA019.48	23.437"H x 46.4"W	\$210.00
SFA019.60	23.437"H x 58.4"W	\$220.00

28.125" Stacker		
Part Number	Dimensions	List Price
SFA022.24	28.125"H x 22.4"W	\$175.00
SFA022.30	28.125"H x 28.4"W	\$185.00
SFA022.36	28.125"H x 34.4"W	\$195.00
SFA022.42	28.125"H x 40.4"W	\$205.00
SFA022.48	28.125"H x 46.4"W	\$215.00
SFA022.60	28.125"H x 58.4"W	\$225.00

All list prices reflect standard fabric and or laminate and or finishes.
 Contact Compatico Customer Service for value deductions or higher grade material pricing.

Compatico CMW PolyStax Assembled Parts

ASSEMBLED LAMINATED ONE SIDE- Fabric one side - LPL/Grade 1



Assembled CMW PolyStax it includes: (1) Laminate one side and fabric on the reverse side is a covered stacker on a hard surface (hard surface is a wood innercore construction); (2) Pre-assembled slotted standards on both sides with plastic end cap covers; (4) Stacking mounting screws; (1) Painted steel reveal channel.

Note: Specify laminate, fabric, finish, and product number with dimensions. If needed, order separately, any top caps, top cap channel and mounting screws, and pork chop connectors.

To assemble – Step 1: Remove top cap and top cap channel from existing panel, Step 2: Place channel reveal on top of existing panel (no screws required), Step 3: Place new PolyStax stacker on top of reveal and screw in (4) screws through PolyStax T-bone mounting bracket into existing panel porkchop bracket. Note for 2-way and 3-way connections (only three mounting screws are used), Step 4: Reattach top cap channel and top cap from existing panel on top of PolyStax. If multiple stackers, repeat Steps 2 to 4.

To maintain OEM standard heights –

New panel height desired:

- 53" = 41" existing panel + 11" stacker
- 65" = 53" existing panel + 12" stacker
- 65" = 41" existing panel + 23" stacker
- 65" = 41" existing panel + 11" stacker + 12" stacker
- 80" = 53" existing panel + 28" stacker
- 80" = 65" existing panel + 15" stacker
- 80" = 41" existing panel + 11" stacker + 28" stacker
- 80" = 41" existing panel + 15" stacker + 23" stacker
- 80" = 53" existing panel + 12" stacker + 15" stacker

Floor-To-Ceiling Applications – CMW PolyStax enables customers to create full floor-to-ceiling applications. Consult Compatico Project Management (800-336-1772) for assistance in specifying.

Hanging Components – Hanging components may be used on PolyStax panels. Confirm with Compatico if more than one worksurface and one overhead are to be hung per panel.

For unassembled PolyStax kits – Please contact Compatico Customer Service for part numbers and appropriate pricing.

2/2011

11.125" Stacker		
Part Number	Dimensions	List Price
STA109.24	11.125"H x 22.4"W	\$210.00
STA109.30	11.125"H x 28.4"W	\$220.00
STA109.36	11.125"H x 34.4"W	\$250.00
STA109.42	11.125"H x 40.4"W	\$260.00
STA109.48	11.125"H x 46.4"W	\$270.00
STA109.60	11.125"H x 58.4"W	\$280.00

12.312" Stacker		
Part Number	Dimensions	List Price
STA110.24	12.312"H x 22.4"W	\$215.00
STA110.30	12.312"H x 28.4"W	\$225.00
STA110.36	12.312"H x 34.4"W	\$255.00
STA110.42	12.312"H x 40.4"W	\$265.00
STA110.48	12.312"H x 46.4"W	\$275.00
STA110.60	12.312"H x 58.4"W	\$285.00

15.812" Stacker		
Part Number	Dimensions	List Price
STA113.24	15.812"H x 22.4"W	\$220.00
STA113.30	15.812"H x 28.4"W	\$225.00
STA113.36	15.812"H x 34.4"W	\$260.00
STA113.42	15.812"H x 40.4"W	\$270.00
STA113.48	15.812"H x 46.4"W	\$280.00
STA113.60	15.812"H x 58.4"W	\$290.00

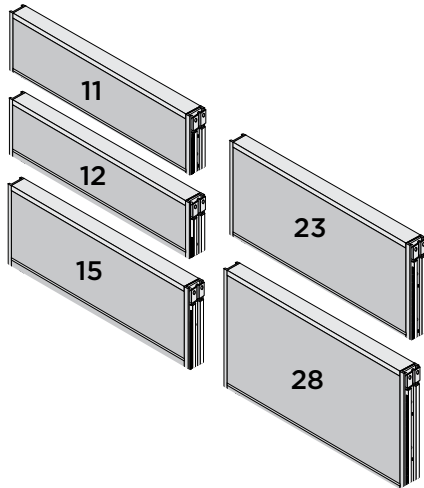
23.437" Stacker		
Part Number	Dimensions	List Price
STA119.24	23.437"H x 22.4"W	\$225.00
STA119.30	23.437"H x 28.4"W	\$230.00
STA119.36	23.437"H x 34.4"W	\$265.00
STA119.42	23.437"H x 40.4"W	\$275.00
STA119.48	23.437"H x 46.4"W	\$285.00
STA119.60	23.437"H x 58.4"W	\$295.00

28.125" Stacker		
Part Number	Dimensions	List Price
STA122.24	28.125"H x 22.4"W	\$230.00
STA122.30	28.125"H x 28.4"W	\$235.00
STA122.36	28.125"H x 34.4"W	\$270.00
STA122.42	28.125"H x 40.4"W	\$280.00
STA122.48	28.125"H x 46.4"W	\$290.00
STA122.60	28.125"H x 58.4"W	\$300.00

All list prices reflect standard fabric and or laminate and or finishes.
Contact Compatico Customer Service for value deductions or higher grade material pricing.

**Compatico CMW PolyStax
Assembled Parts**

ASSEMBLED LAMINATED TWO SIDES - LPL



Assembled CMW PolyStax it includes: (1) Laminate two sides is a stacker on a hard surface (hard surface is a wood innercore construction); (2) Pre-assembled slotted standards on both sides with plastic end cap covers; (4) Stacking mounting screws; (1) Painted steel reveal channel. Note: Specify laminate, finish, and product number with dimensions. If needed, order separately, any top caps, top cap channel and mounting screws, and pork chop connectors.

To assemble – Step 1: Remove top cap and top cap channel from existing panel, Step 2: Place channel reveal on top of existing panel (no screws required), Step 3: Place new PolyStax stacker on top of reveal and screw in (4) screws through PolyStax T-bone mounting bracket into existing panel porkchop bracket. Note for 2-way and 3-way connections (only three mounting screws are used), Step 4: Reattach top cap channel and top cap from existing panel on top of PolyStax. If multiple stackers, repeat Steps 2 to 4.

To maintain OEM standard heights –
New panel height desired:

- 53" = 41" existing panel + 11" stacker
- 65" = 53" existing panel + 12" stacker
- 65" = 41" existing panel + 23" stacker
- 65" = 41" existing panel + 11" stacker + 12" stacker
- 80" = 53" existing panel + 28" stacker
- 80" = 65" existing panel + 15" stacker
- 80" = 41" existing panel + 11" stacker + 28" stacker
- 80" = 41" existing panel + 15" stacker + 23" stacker
- 80" = 53" existing panel + 12" stacker + 15" stacker

Floor-To-Ceiling Applications – CMW PolyStax enables customers to create full floor-to-ceiling applications. Consult Compatico Project Management (800-336-1772) for assistance in specifying.

Hanging Components – Hanging components may be used on PolyStax panels. Confirm with Compatico if more than one worksurface and one overhead are to be hung per panel.

For unassembled PolyStax kits – Please contact Compatico Customer Service for part numbers and appropriate pricing.

11.125" Stacker		
Part Number	Dimensions	List Price
STA009.24	11.125"H x 22.4"W	\$235.00
STA009.30	11.125"H x 28.4"W	\$245.00
STA009.36	11.125"H x 34.4"W	\$255.00
STA009.42	11.125"H x 40.4"W	\$265.00
STA009.48	11.125"H x 46.4"W	\$275.00
STA009.60	11.125"H x 58.4"W	\$285.00

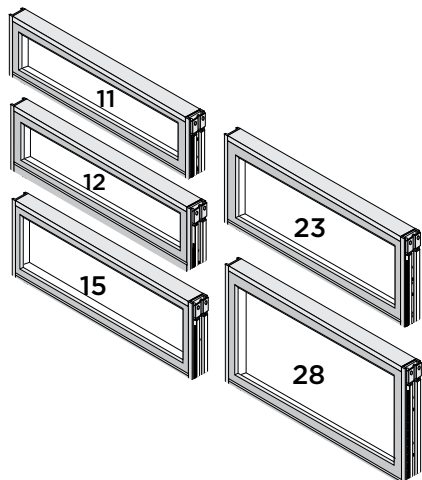
12.312" Stacker		
Part Number	Dimensions	List Price
STA010.24	12.312"H x 22.4"W	\$240.00
STA010.30	12.312"H x 28.4"W	\$250.00
STA010.36	12.312"H x 34.4"W	\$260.00
STA010.42	12.312"H x 40.4"W	\$270.00
STA010.48	12.312"H x 46.4"W	\$280.00
STA010.60	12.312"H x 58.4"W	\$290.00

15.812" Stacker		
Part Number	Dimensions	List Price
STA013.24	15.812"H x 22.4"W	\$245.00
STA013.30	15.812"H x 28.4"W	\$255.00
STA013.36	15.812"H x 34.4"W	\$265.00
STA013.42	15.812"H x 40.4"W	\$275.00
STA013.48	15.812"H x 46.4"W	\$285.00
STA013.60	15.812"H x 58.4"W	\$295.00

23.437" Stacker		
Part Number	Dimensions	List Price
STA019.24	23.437"H x 22.4"W	\$250.00
STA019.30	23.437"H x 28.4"W	\$260.00
STA019.36	23.437"H x 34.4"W	\$270.00
STA019.42	23.437"H x 40.4"W	\$280.00
STA019.48	23.437"H x 46.4"W	\$290.00
STA019.60	23.437"H x 58.4"W	\$300.00

28.125" Stacker		
Part Number	Dimensions	List Price
STA022.24	28.125"H x 22.4"W	\$255.00
STA022.30	28.125"H x 28.4"W	\$265.00
STA022.36	28.125"H x 34.4"W	\$275.00
STA022.42	28.125"H x 40.4"W	\$285.00
STA022.48	28.125"H x 46.4"W	\$295.00
STA022.60	28.125"H x 58.4"W	\$300.00

All list prices reflect standard fabric and or laminate and or finishes.
Contact Compatico Customer Service for value deductions or higher grade material pricing.



Assembled CMW PolyStax it includes: (1) Open frame stacker (open frame is steel frame construction and no interior material); (2) Pre-assembled slotted standards on both sides with plastic end cap covers; (4) Stacking mounting screws; (1) Painted steel reveal channel.

Note: Specify fabric, finish, and product number with dimensions. If needed, order separately, any top caps, top cap channel and mounting screws, and pork chop connectors.

To assemble – Step 1: Remove top cap and top cap channel from existing panel, Step 2: Place channel reveal on top of existing panel (no screws required), Step 3: Place new PolyStax stacker on top of reveal and screw in (4) screws through PolyStax T-bone mounting bracket into existing panel porkchop bracket. Note for 2-way and 3-way connections (only three mounting screws are used), Step 4: Reattach top cap channel and top cap from existing panel on top of PolyStax. If multiple stackers, repeat Steps 2 to 4.

To maintain OEM standard heights –

New panel height desired:

- 53" = 41" existing panel + 11" stacker
- 65" = 53" existing panel + 12" stacker
- 65" = 41" existing panel + 23" stacker
- 65" = 41" existing panel + 11" stacker + 12" stacker
- 80" = 53" existing panel + 28" stacker
- 80" = 65" existing panel + 15" stacker
- 80" = 41" existing panel + 11" stacker + 28" stacker
- 80" = 41" existing panel + 15" stacker + 23" stacker
- 80" = 53" existing panel + 12" stacker + 15" stacker

Floor-To-Ceiling Applications – CMW PolyStax enables customers to create full floor-to-ceiling applications. Consult Compatico Project Management (800-336-1772) for assistance in specifying.

Hanging Components – Hanging components may be used on PolyStax panels. Confirm with Compatico if more than one worksurface and one overhead are to be hung per panel.

For unassembled PolyStax kits – Please contact Compatico Customer Service for part numbers and appropriate pricing.

11.125" Stacker		
Part Number	Dimensions	List Price
SOA009.24	11.125"H x 22.4"W	\$265.00
SOA009.30	11.125"H x 28.4"W	\$275.00
SOA009.36	11.125"H x 34.4"W	\$285.00
SOA009.42	11.125"H x 40.4"W	\$295.00
SOA009.48	11.125"H x 46.4"W	\$305.00

12.312" Stacker		
Part Number	Dimensions	List Price
SOA010.24	12.312"H x 22.4"W	\$270.00
SOA010.30	12.312"H x 28.4"W	\$280.00
SOA010.36	12.312"H x 34.4"W	\$290.00
SOA010.42	12.312"H x 40.4"W	\$300.00
SOA010.48	12.312"H x 46.4"W	\$310.00

15.812" Stacker		
Part Number	Dimensions	List Price
SOA013.24	15.812"H x 22.4"W	\$275.00
SOA013.30	15.812"H x 28.4"W	\$285.00
SOA013.36	15.812"H x 34.4"W	\$295.00
SOA013.42	15.812"H x 40.4"W	\$305.00
SOA013.48	15.812"H x 46.4"W	\$315.00

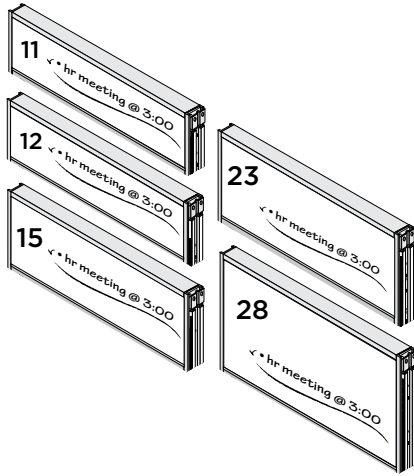
23.437" Stacker		
Part Number	Dimensions	List Price
SOA019.24	23.437"H x 22.4"W	\$280.00
SOA.01930	23.437"H x 28.4"W	\$290.00
SOA019.36	23.437"H x 34.4"W	\$300.00
SOA019.42	23.437"H x 40.4"W	\$310.00
SOA019.48	23.437"H x 46.4"W	\$320.00

28.125" Stacker		
Part Number	Dimensions	List Price
SOA022.24	28.125"H x 22.4"W	\$285.00
SOA022.30	28.125"H x 28.4"W	\$295.00
SOA022.36	28.125"H x 34.4"W	\$305.00
SOA022.42	28.125"H x 40.4"W	\$315.00
SOA022.48	28.125"H x 46.4"W	\$325.00

All list prices reflect standard fabric and or laminate and or finishes.
Contact Compatico Customer Service for value deductions or higher grade material pricing.

**Compatico CMW PolyStax
Assembled Parts**

ASSEMBLED MARKER BOARD - Both Sides



Assembled CMW PolyStax it includes: (1) Stacker with anti-ghosting Marker Board cover on two sides (hard surface inner construction); (2) Pre-assembled slotted standards on both sides with plastic end cap covers; (4) Stacking mounting screws; (1) Painted steel reveal channel. Note: If fabric or laminate is requested for the reverse side use the same part number, but specify clearly Marker Board – Side 1, and specific fabric or laminate – Side 2. Specify fabric or laminate (if requested), finish, and product number with dimensions. If needed, order separately, any top caps, top cap channel and mounting screws, and pork chop connectors.

To assemble – Step 1: Remove top cap and top cap channel from existing panel, Step 2: Place channel reveal on top of existing panel (no screws required), Step 3: Place new PolyStax stacker on top of reveal and screw in (4) screws through PolyStax T-bone mounting bracket into existing panel porkchop bracket. Note for 2-way and 3-way connections (only three mounting screws are used), Step 4: Reattach top cap channel and top cap from existing panel on top of PolyStax. If multiple stackers, repeat Steps 2 to 4.

To maintain OEM standard heights –

New panel height desired:

- 53" = 41" existing panel + 11" stacker
- 65" = 53" existing panel + 12" stacker
- 65" = 41" existing panel + 23" stacker
- 65" = 41" existing panel + 11" stacker + 12" stacker
- 80" = 53" existing panel + 28" stacker
- 80" = 65" existing panel + 15" stacker
- 80" = 41" existing panel + 11" stacker + 28" stacker
- 80" = 41" existing panel + 15" stacker + 23" stacker
- 80" = 53" existing panel + 12" stacker + 15" stacker

Floor-To-Ceiling Applications – CMW PolyStax enables customers to create full floor-to-ceiling applications. Consult Compatico Project Management (800-336-1772) for assistance in specifying.

Hanging Components – Hanging components may be used on PolyStax panels. Confirm with Compatico if more than one worksurface and one overhead are to be hung per panel.

For unassembled PolyStax kits – Please contact Compatico Customer Service for part numbers and appropriate pricing

11.125" Stacker		
Part Number	Dimensions	List Price
SMA009.24	11.125"H x 22.4"W	\$370.00
SMA009.30	11.125"H x 28.4"W	\$380.00
SMA009.36	11.125"H x 34.4"W	\$400.00
SMA009.42	11.125"H x 40.4"W	\$420.00
SMA009.48	11.125"H x 46.4"W	\$440.00

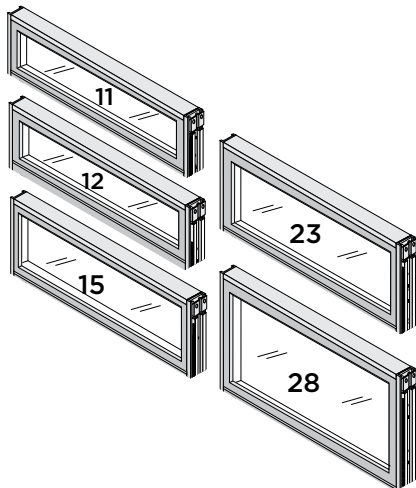
12.312" Stacker		
Part Number	Dimensions	List Price
SMA010.24	12.312"H x 22.4"W	\$375.00
SMA010.30	12.312"H x 28.4"W	\$385.00
SMA010.36	12.312"H x 34.4"W	\$405.00
SMA010.42	12.312"H x 40.4"W	\$425.00
SMA010.48	12.312"H x 46.4"W	\$445.00

15.812" Stacker		
Part Number	Dimensions	List Price
SMA013.24	15.812"H x 22.4"W	\$380.00
SMA013.30	15.812"H x 28.4"W	\$390.00
SMA013.36	15.812"H x 34.4"W	\$410.00
SMA013.42	15.812"H x 40.4"W	\$430.00
SMA013.48	15.812"H x 46.4"W	\$450.00

23.437" Stacker		
Part Number	Dimensions	List Price
SMA019.24	23.437"H x 22.4"W	\$385.00
SMA019.30	23.437"H x 28.4"W	\$395.00
SMA019.36	23.437"H x 34.4"W	\$415.00
SMA019.42	23.437"H x 40.4"W	\$435.00
SMA019.48	23.437"H x 46.4"W	\$455.00

28.125" Stacker		
Part Number	Dimensions	List Price
SMA022.24	28.125"H x 22.4"W	\$390.00
SMA022.30	28.125"H x 28.4"W	\$400.00
SMA022.36	28.125"H x 34.4"W	\$420.00
SMA022.42	28.125"H x 40.4"W	\$440.00
SMA022.48	28.125"H x 46.4"W	\$460.00

All list prices reflect standard fabric and or laminate and or finishes.
Contact Compatico Customer Service for value deductions or higher grade material pricing.



Assembled CMW PolyStax it includes: (1) Stacker with clear acrylic inside full steel frame construction); (2) Pre-assembled slotted standards on both sides with plastic end cap covers; (4) Stacking mounting screws; (1) Painted steel reveal channel. Note: Specify finish, and product number with dimensions. If needed, order separately, any top caps, top cap channel and mounting screws, and pork chop connectors.

To assemble – Step 1: Remove top cap and top cap channel from existing panel, Step 2: Place channel reveal on top of existing panel (no screws required), Step 3: Place new PolyStax stacker on top of reveal and screw in (4) screws through PolyStax T-bone mounting bracket into existing panel porkchop bracket. Note for 2-way and 3-way connections (only three mounting screws are used), Step 4: Reattach top cap channel and top cap from existing panel on top of PolyStax. If multiple stackers, repeat Steps 2 to 4.

To maintain OEM standard heights –
New panel height desired:

- 53" = 41" existing panel + 11" stacker
- 65" = 53" existing panel + 12" stacker
- 65" = 41" existing panel + 23" stacker
- 65" = 41" existing panel + 11" stacker + 12" stacker
- 80" = 53" existing panel + 28" stacker
- 80" = 65" existing panel + 15" stacker
- 80" = 41" existing panel + 11" stacker + 28" stacker
- 80" = 41" existing panel + 15" stacker + 23" stacker
- 80" = 53" existing panel + 12" stacker + 15" stacker

Floor-To-Ceiling Applications – CMW PolyStax enables customers to create full floor-to-ceiling applications. Consult Compatico Project Management (800-336-1772) for assistance in specifying.

Hanging Components – Hanging components may be used on PolyStax panels. Confirm with Compatico if more than one worksurface and one overhead are to be hung per panel.

For unassembled PolyStax kits – Please contact Compatico Customer Service for part numbers and appropriate pricing.

11.125" Stacker		
Part Number	Dimensions	List Price
SCA009.24	11.125"H x 22.4"W	\$330.00
SCA009.30	11.125"H x 28.4"W	\$340.00
SCA009.36	11.125"H x 34.4"W	\$360.00
SCA009.42	11.125"H x 40.4"W	\$380.00
SCA009.48	11.125"H x 46.4"W	\$400.00

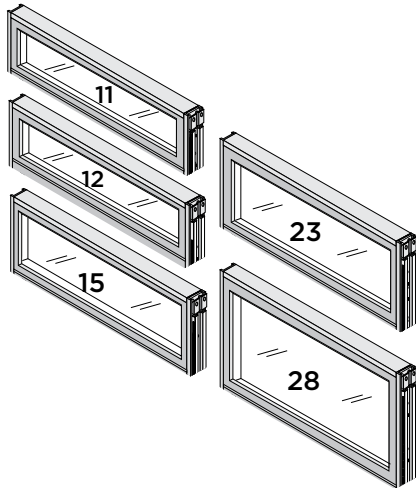
12.312" Stacker		
Part Number	Dimensions	List Price
SCA010.24	12.312"H x 22.4"W	\$335.00
SCA010.30	12.312"H x 28.4"W	\$345.00
SCA010.36	12.312"H x 34.4"W	\$365.00
SCA010.42	12.312"H x 40.4"W	\$385.00
SCA010.48	12.312"H x 46.4"W	\$405.00

15.812" Stacker		
Part Number	Dimensions	List Price
SCA013.24	15.812"H x 22.4"W	\$340.00
SCA013.30	15.812"H x 28.4"W	\$350.00
SCA013.36	15.812"H x 34.4"W	\$370.00
SCA013.42	15.812"H x 40.4"W	\$390.00
SCA013.48	15.812"H x 46.4"W	\$410.00

23.437" Stacker		
Part Number	Dimensions	List Price
SCA019.24	23.437"H x 22.4"W	\$345.00
SCA019.30	23.437"H x 28.4"W	\$355.00
SCA019.36	23.437"H x 34.4"W	\$375.00
SCA019.42	23.437"H x 40.4"W	\$395.00
SCA019.48	23.437"H x 46.4"W	\$415.00

28.125" Stacker		
Part Number	Dimensions	List Price
SCA022.24	28.125"H x 22.4"W	\$350.00
SCA022.30	28.125"H x 28.4"W	\$360.00
SCA022.36	28.125"H x 34.4"W	\$380.00
SCA022.42	28.125"H x 40.4"W	\$400.00
SCA022.48	28.125"H x 46.4"W	\$420.00

All list prices reflect standard fabric and or laminate and or finishes.
Contact Compatico Customer Service for value deductions or higher grade material pricing.



Assembled CMW PolyStax it includes: (1) Stacker with smoked acrylic inside full steel frame construction); (2) Pre-assembled slotted standards on both sides with plastic end cap covers; (4) Stacking mounting screws; (1) Painted steel reveal channel. Note: Specify finish, and product number with dimensions. If needed, order separately, any top caps, top cap channel and mounting screws, and pork chop connectors.

To assemble – Step 1: Remove top cap and top cap channel from existing panel, Step 2: Place channel reveal on top of existing panel (no screws required), Step 3: Place new PolyStax stacker on top of reveal and screw in (4) screws through PolyStax T-bone mounting bracket into existing panel porkchop bracket. Note for 2-way and 3-way connections (only three mounting screws are used), Step 4: Reattach top cap channel and top cap from existing panel on top of PolyStax. If multiple stackers, repeat Steps 2 to 4.

To maintain OEM standard heights –

New panel height desired:

- 53" = 41" existing panel + 11" stacker
- 65" = 53" existing panel + 12" stacker
- 65" = 41" existing panel + 23" stacker
- 65" = 41" existing panel + 11" stacker + 12" stacker
- 80" = 53" existing panel + 28" stacker
- 80" = 65" existing panel + 15" stacker
- 80" = 41" existing panel + 11" stacker + 28" stacker
- 80" = 41" existing panel + 15" stacker + 23" stacker
- 80" = 53" existing panel + 12" stacker + 15" stacker

Floor-To-Ceiling Applications – CMW PolyStax enables customers to create full floor-to-ceiling applications. Consult Compatico Project Management (800-336-1772) for assistance in specifying.

Hanging Components – Hanging components may be used on PolyStax panels. Confirm with Compatico if more than one worksurface and one overhead are to be hung per panel.

For unassembled PolyStax kits – Please contact Compatico Customer Service for part numbers and appropriate pricing.

11.125" Stacker		
Part Number	Dimensions	List Price
SSA009.24	11.125"H x 22.4"W	\$330.00
SSA009.30	11.125"H x 28.4"W	\$340.00
SSA009.36	11.125"H x 34.4"W	\$360.00
SSA009.42	11.125"H x 40.4"W	\$380.00
SSA009.48	11.125"H x 46.4"W	\$400.00

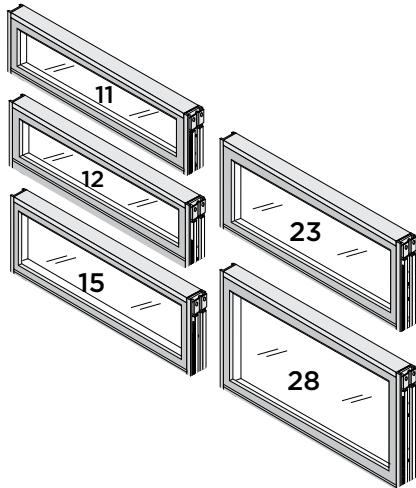
12.312" Stacker		
Part Number	Dimensions	List Price
SSA010.24	12.312"H x 22.4"W	\$335.00
SSA010.30	12.312"H x 28.4"W	\$345.00
SSA010.36	12.312"H x 34.4"W	\$365.00
SSA010.42	12.312"H x 40.4"W	\$385.00
SSA010.48	12.312"H x 46.4"W	\$405.00

15.812" Stacker		
Part Number	Dimensions	List Price
SSA013.24	15.812"H x 22.4"W	\$340.00
SSA013.30	15.812"H x 28.4"W	\$350.00
SSA013.36	15.812"H x 34.4"W	\$370.00
SSA013.42	15.812"H x 40.4"W	\$390.00
SSA013.48	15.812"H x 46.4"W	\$410.00

23.437" Stacker		
Part Number	Dimensions	List Price
SSA019.24	23.437"H x 22.4"W	\$345.00
SSA019.30	23.437"H x 28.4"W	\$355.00
SSA019.36	23.437"H x 34.4"W	\$375.00
SSA019.42	23.437"H x 40.4"W	\$395.00
SSA019.48	23.437"H x 46.4"W	\$415.00

28.125" Stacker		
Part Number	Dimensions	List Price
SSA022.24	28.125"H x 22.4"W	\$350.00
SSA022.30	28.125"H x 28.4"W	\$360.00
SSA022.36	28.125"H x 34.4"W	\$380.00
SSA022.42	28.125"H x 40.4"W	\$400.00
SSA022.48	28.125"H x 46.4"W	\$420.00

All list prices reflect standard fabric and or laminate and or finishes.
 Contact Compatico Customer Service for value deductions or higher grade material pricing.



Assembled CMW PolyStax it includes: (1) Stacker with frosted acrylic inside full steel frame construction); (2) Pre-assembled slotted standards on both sides with plastic end cap covers; (4) Stacking mounting screws; (1) Painted steel reveal channel. Note: Specify finish, and product number with dimensions. If needed, order separately, any top caps, top cap channel and mounting screws, and pork chop connectors.

To assemble – Step 1: Remove top cap and top cap channel from existing panel, Step 2: Place channel reveal on top of existing panel (no screws required), Step 3: Place new PolyStax stacker on top of reveal and screw in (4) screws through PolyStax T-bone mounting bracket into existing panel porkchop bracket. Note for 2-way and 3-way connections (only three mounting screws are used), Step 4: Reattach top cap channel and top cap from existing panel on top of PolyStax. If multiple stackers, repeat Steps 2 to 4.

To maintain OEM standard heights –
 New panel height desired:

- 53" = 41" existing panel + 11" stacker
- 65" = 53" existing panel + 12" stacker
- 65" = 41" existing panel + 23" stacker
- 65" = 41" existing panel + 11" stacker + 12" stacker
- 80" = 53" existing panel + 28" stacker
- 80" = 65" existing panel + 15" stacker
- 80" = 41" existing panel + 11" stacker + 28" stacker
- 80" = 41" existing panel + 15" stacker + 23" stacker
- 80" = 53" existing panel + 12" stacker + 15" stacker

Floor-To-Ceiling Applications – CMW PolyStax enables customers to create full floor-to-ceiling applications. Consult Compatico Project Management (800-336-1772) for assistance in specifying.

Hanging Components – Hanging components may be used on PolyStax panels. Confirm with Compatico if more than one worksurface and one overhead are to be hung per panel.

For unassembled PolyStax kits – Please contact Compatico Customer Service for part numbers and appropriate pricing.

11.125" Stacker		
Part Number	Dimensions	List Price
SFA009.24	11.125"H x 22.4"W	\$340.00
SFA009.30	11.125"H x 28.4"W	\$350.00
SFA009.36	11.125"H x 34.4"W	\$370.00
SFA009.42	11.125"H x 40.4"W	\$390.00
SFA009.48	11.125"H x 46.4"W	\$410.00

12.312" Stacker		
Part Number	Dimensions	List Price
SFA010.24	12.312"H x 22.4"W	\$345.00
SFA010.30	12.312"H x 28.4"W	\$355.00
SFA010.36	12.312"H x 34.4"W	\$375.00
SFA010.42	12.312"H x 40.4"W	\$395.00
SFA010.48	12.312"H x 46.4"W	\$415.00

15.812" Stacker		
Part Number	Dimensions	List Price
SFA013.24	15.812"H x 22.4"W	\$350.00
SFA013.30	15.812"H x 28.4"W	\$360.00
SFA013.36	15.812"H x 34.4"W	\$380.00
SFA013.42	15.812"H x 40.4"W	\$400.00
SFA013.48	15.812"H x 46.4"W	\$420.00

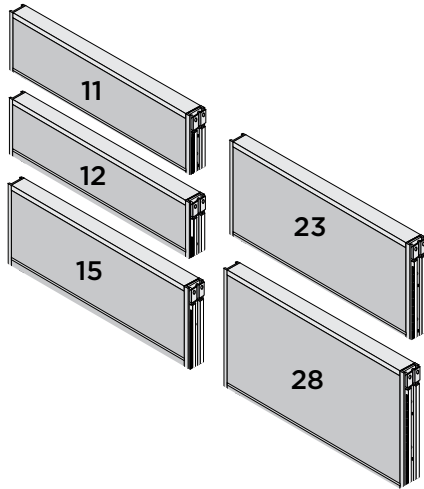
23.437" Stacker		
Part Number	Dimensions	List Price
SFA019.24	23.437"H x 22.4"W	\$355.00
SFA019.30	23.437"H x 28.4"W	\$365.00
SFA019.36	23.437"H x 34.4"W	\$385.00
SFA019.42	23.437"H x 40.4"W	\$405.00
SFA019.48	23.437"H x 46.4"W	\$425.00

28.125" Stacker		
Part Number	Dimensions	List Price
SFA022.24	28.125"H x 22.4"W	\$360.00
SFA022.30	28.125"H x 28.4"W	\$370.00
SFA022.36	28.125"H x 34.4"W	\$390.00
SFA022.42	28.125"H x 40.4"W	\$410.00
SFA022.48	28.125"H x 46.4"W	\$430.00

All list prices reflect standard fabric and or laminate and or finishes.
 Contact Compatico Customer Service for value deductions or higher grade material pricing.

**Compatico CMW PolyStax
Assembled Parts**

ASSEMBLED FABRIC COVERED TACKABLE - Both Sides - Fabric Grade 1



Assembled CMW PolyStax it includes: (1) Fabric covered stacker on tackable surface (tackable surface is a wood with recessed tackable board inner construction); (2) Pre-assembled slotted standards on both sides with plastic end cap covers; (4) Stacking mounting screws; (1) Painted steel reveal channel. Note: Specify fabric, finish, and product number with dimensions. If needed, order separately, any top caps, top cap channel and mounting screws, and pork chop connectors.

To assemble – Step 1: Remove top cap and top cap channel from existing panel, Step 2: Place channel reveal on top of existing panel (no screws required), Step 3: Place new PolyStax stacker on top of reveal and screw in (4) screws through PolyStax T-bone mounting bracket into existing panel porkchop bracket. Note for 2-way and 3-way connections (only three mounting screws are used), Step 4: Reattach top cap channel and top cap from existing panel on top of PolyStax. If multiple stackers, repeat Steps 2 to 4.

To maintain OEM standard heights –
New panel height desired:

- 53" = 41" existing panel + 11" stacker
- 65" = 53" existing panel + 12" stacker
- 65" = 41" existing panel + 23" stacker
- 65" = 41" existing panel + 11" stacker + 12" stacker
- 80" = 53" existing panel + 28" stacker
- 80" = 65" existing panel + 15" stacker
- 80" = 41" existing panel + 11" stacker + 28" stacker
- 80" = 41" existing panel + 15" stacker + 23" stacker
- 80" = 53" existing panel + 12" stacker + 15" stacker

Floor-To-Ceiling Applications – CMW PolyStax enables customers to create full floor-to-ceiling applications. Consult Compatico Project Management (800-336-1772) for assistance in specifying.

Hanging Components – Hanging components may be used on PolyStax panels. Confirm with Compatico if more than one worksurface and one overhead are to be hung per panel.

For unassembled PolyStax kits – Please contact Compatico Customer Service for part numbers and appropriate pricing.

11.125" Stacker		
Part Number	Dimensions	List Price
STA209.24	11.125"H x 22.4"W	\$150.00
STA209.30	11.125"H x 28.4"W	\$160.00
STA209.36	11.125"H x 34.4"W	\$190.00
STA209.42	11.125"H x 40.4"W	\$200.00
STA209.48	11.125"H x 46.4"W	\$210.00
STA209.60	11.125"H x 58.4"W	\$220.00

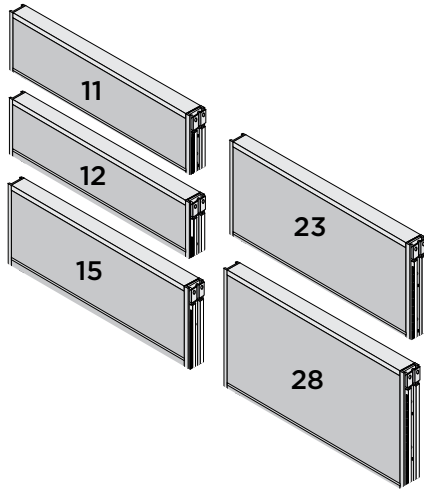
12.312" Stacker		
Part Number	Dimensions	List Price
STA210.24	12.312"H x 22.4"W	\$155.00
STA210.30	12.312"H x 28.4"W	\$165.00
STA210.36	12.312"H x 34.4"W	\$195.00
STA210.42	12.312"H x 40.4"W	\$205.00
STA210.48	12.312"H x 46.4"W	\$215.00
STA210.60	12.312"H x 58.4"W	\$225.00

15.812" Stacker		
Part Number	Dimensions	List Price
STA213.24	15.812"H x 22.4"W	\$165.00
STA213.30	15.812"H x 28.4"W	\$175.00
STA213.36	15.812"H x 34.4"W	\$205.00
STA213.42	15.812"H x 40.4"W	\$215.00
STA213.48	15.812"H x 46.4"W	\$225.00
STA213.60	15.812"H x 58.4"W	\$235.00

23.437" Stacker		
Part Number	Dimensions	List Price
STA219.24	23.437"H x 22.4"W	\$185.00
STA219.30	23.437"H x 28.4"W	\$190.00
STA219.36	23.437"H x 34.4"W	\$210.00
STA219.42	23.437"H x 40.4"W	\$220.00
STA219.48	23.437"H x 46.4"W	\$230.00
STA219.60	23.437"H x 58.4"W	\$240.00

28.125" Stacker		
Part Number	Dimensions	List Price
STA222.24	28.125"H x 22.4"W	\$190.00
STA222.30	28.125"H x 28.4"W	\$195.00
STA222.36	28.125"H x 34.4"W	\$215.00
STA222.42	28.125"H x 40.4"W	\$225.00
STA222.48	28.125"H x 46.4"W	\$235.00
STA222.60	28.125"H x 58.4"W	\$245.00

All list prices reflect standard fabric and or laminate and or finishes.
Contact Compatico Customer Service for value deductions or higher grade material pricing.



Assembled CMW PolyStax it includes: (1) Acoustical Fabric covered stacker on non-tackable surface; (2) Pre-assembled slotted standards on both sides with plastic end cap covers; (4) Stacking mounting screws; (1) Painted steel reveal channel. Note: Specify fabric, finish, and product number with dimensions. If needed, order separately, any top caps, top cap channel and mounting screws, and pork chop connectors.

To assemble – Step 1: Remove top cap and top cap channel from existing panel, Step 2: Place channel reveal on top of existing panel (no screws required), Step 3: Place new PolyStax stacker on top of reveal and screw in (4) screws through PolyStax T-bone mounting bracket into existing panel porkchop bracket. Note for 2-way and 3-way connections (only three mounting screws are used), Step 4: Reattach top cap channel and top cap from existing panel on top of PolyStax. If multiple stackers, repeat Steps 2 to 4.

To maintain OEM standard heights –

New panel height desired:

- 53" = 41" existing panel + 11" stacker
- 65" = 53" existing panel + 12" stacker
- 65" = 41" existing panel + 23" stacker
- 65" = 41" existing panel + 11" stacker + 12" stacker
- 80" = 53" existing panel + 28" stacker
- 80" = 65" existing panel + 15" stacker
- 80" = 41" existing panel + 11" stacker + 28" stacker
- 80" = 41" existing panel + 15" stacker + 23" stacker
- 80" = 53" existing panel + 12" stacker + 15" stacker

Floor-To-Ceiling Applications – CMW PolyStax enables customers to create full floor-to-ceiling applications. Consult Compatico Project Management (800-336-1772) for assistance in specifying.

Hanging Components – Hanging components may be used on PolyStax panels. Confirm with Compatico if more than one worksurface and one overhead are to be hung per panel.

For unassembled PolyStax kits – Please contact Compatico Customer Service for part numbers and appropriate pricing.

11.125" Stacker		
Part Number	Dimensions	List Price
STA409.24	11.125"H x 22.4"W	\$150.00
STA409.30	11.125"H x 28.4"W	\$160.00
STA409.36	11.125"H x 34.4"W	\$190.00
STA409.42	11.125"H x 40.4"W	\$200.00
STA409.48	11.125"H x 46.4"W	\$210.00
STA409.60	11.125"H x 58.4"W	\$220.00

12.312" Stacker		
Part Number	Dimensions	List Price
STA410.24	12.312"H x 22.4"W	\$155.00
STA410.30	12.312"H x 28.4"W	\$165.00
STA410.36	12.312"H x 34.4"W	\$195.00
STA410.42	12.312"H x 40.4"W	\$205.00
STA410.48	12.312"H x 46.4"W	\$215.00
STA410.60	12.312"H x 58.4"W	\$225.00

15.812" Stacker		
Part Number	Dimensions	List Price
STA413.24	15.812"H x 22.4"W	\$165.00
STA413.30	15.812"H x 28.4"W	\$175.00
STA413.36	15.812"H x 34.4"W	\$205.00
STA413.42	15.812"H x 40.4"W	\$215.00
STA413.48	15.812"H x 46.4"W	\$225.00
STA413.60	15.812"H x 58.4"W	\$235.00

23.437" Stacker		
Part Number	Dimensions	List Price
STA419.24	23.437"H x 22.4"W	\$185.00
STA419.30	23.437"H x 28.4"W	\$190.00
STA419.36	23.437"H x 34.4"W	\$210.00
STA419.42	23.437"H x 40.4"W	\$220.00
STA419.48	23.437"H x 46.4"W	\$230.00
STA419.60	23.437"H x 58.4"W	\$240.00

28.125" Stacker		
Part Number	Dimensions	List Price
STA422.24	28.125"H x 22.4"W	\$190.00
STA422.30	28.125"H x 28.4"W	\$195.00
STA422.36	28.125"H x 34.4"W	\$215.00
STA422.42	28.125"H x 40.4"W	\$225.00
STA422.48	28.125"H x 46.4"W	\$235.00
STA422.60	28.125"H x 58.4"W	\$245.00

All list prices reflect standard fabric and or laminate and or finishes.
 Contact Compatico Customer Service for value deductions or higher grade material pricing.